

**UCR CHECKLIST - UNVERIFIED DATA FOR REVIEW & VERIFICATION**

Agency ORI:	<u>FL0590000</u>	Agency Name:	<u>Seminole County Sheriff's Office</u>
Reporting Period/Year:	<u>2019A</u>	Population:	<u>224,258</u>
Clearance Rate:	<u>21.6</u>	Crime Rate:	<u>1,336.0</u>
Date Generated:	<u>2/6/2020</u>	<input checked="" type="checkbox"/> Arrest Data Provided	
	<input checked="" type="checkbox"/> LEOKA Data	<input checked="" type="checkbox"/> Comparative Prior Year Data	
	<input type="checkbox"/> Clearance Rate Reflects a Change of 10% or Greater		

Violent Offenses	2018	2019	% Change
Murder	8	4	-50.0%
Rape	99	83	-16.2%
Robbery	50	45	-10.0%
Aggravated Assault	381	313	-17.8%
<b>Violent Offense Total</b>	<b>538</b>	<b>445</b>	<b>-17.3%</b>
<b>Violent Crime Rate</b>	<b>244.1</b>	<b>198.4</b>	<b>-18.7%</b>
Property Offenses	2018	2019	% Change
Burglary	491	392	-20.2%
Larceny	1,922	1,977	2.9%
Motor Vehicle Theft	160	182	13.8%
<b>Property Offense Total</b>	<b>2,573</b>	<b>2,551</b>	<b>-0.9%</b>
<b>Property Crime Rate</b>	<b>1,167.4</b>	<b>1,137.5</b>	<b>-2.6%</b>
<b>Total Index Offenses</b>	<b>3,111</b>	<b>2,996</b>	<b>-3.7%</b>
<b>Clearance Rate for Index Offenses</b>	<b>20.3</b>	<b>21.6</b>	<b>6.1%</b>

Other Offenses	2018	2019	% Change
Arson	3	5	66.7%
Fondling	30	13	-56.7%
Human Trafficking - Founded	1	2	100.0%
Simple Assault	1,216	1,172	-3.6%

Domestic Violence Offenses	2018	2019	% Change
Murder	0	3	
Manslaughter	1	0	-100.0%
Rape	4	5	25.0%
Fondling	0	0	
Aggravated Assault	107	106	-0.9%
Aggravated Stalking	12	0	-100.0%
Simple Assault	667	692	3.7%
Threat/Intimidation	7	16	128.6%
Simple Stalking	17	17	0.0%
<b>Total Domestic Violence Offenses</b>	<b>815</b>	<b>839</b>	<b>2.9%</b>

Arrests	2018	2019	% Change
Murder	3	3	0.0%
Rape	13	18	38.5%
Robbery	16	11	-31.3%
Aggravated Assault	184	140	-23.9%
Burglary	72	90	25.0%
Larceny	323	320	-0.9%
Motor Vehicle Theft	44	40	-9.1%
Part II	5,945	5,831	-1.9%
<b>Total Arrests</b>	<b>6,600</b>	<b>6,453</b>	<b>-2.2%</b>

Breakdown of Total Arrests - 2019			
Male Arrests	4,764	Female Arrests	1,689
Adult Arrests	5,886	Juvenile Arrests	567

Vehicle Recoveries	2018	2019	% Change
Stolen Local/Recovered Local	78	63	-19.2%
Stolen Local/Recovered Elsewhere	93	76	-18.3%
Stolen Elsewhere/Recovered Local	59	82	39.0%

Stolen/Recovered Property	2018	2019	% Change
Total Stolen Property	\$5,767,548	\$5,549,192	-3.8%
Total Recovered Property	\$1,778,463	\$1,787,614	0.5%

Law Enforcement Officers Killed /Assaulted (LEOKA) - 2019		Total	65
Officers Killed	0	Officers Assaulted	65

Justifiable Homicide - 2019		Total	0
By Police Officer	0	By Private Citizen	0

The information contained in the report is approved as correct.  
 Signature: *Dennis M. Lawrence* Date: Feb 11, 2020



# CRIME IN FLORIDA ABSTRACT

## Seminole County Sheriff's Office

### January - December 2019

Florida Department of  
Law Enforcement

(UNVERIFIED - SUBMITTED DATA FOR REVIEW)

The statistics presented in this release are an indication of crime and criminal activities known to, and reported by, law enforcement agencies for 2019. This report reflects data residing in the UCR database as of 2/6/2020.

#### Crime Volume and Rate

MEASURE	2018	2019	Percent Change
<b>Total Index Crime</b>	<b>3,111</b>	<b>2,996</b>	<b>-3.7</b>
Total Violent Crime	538	445	-17.3
Total Property Crime	2,573	2,551	-0.9
<b>Total Crime Rate</b>	<b>1,411.5</b>	<b>1,336.0</b>	<b>-5.4</b>
Violent Crime Rate	244.1	198.4	-18.7
Property Crime Rate	1,167.4	1,137.5	-2.6

#### Arrest Totals

ARREST TYPE	2018	2019	Percent Change
<b>Violent Offense Arrests</b>	<b>216</b>	<b>172</b>	<b>-20.4</b>
Adult	193	160	-17.1
Juvenile	23	12	-47.8
Male	169	127	-24.9
Female	47	45	-4.3
<b>Property Offense Arrests</b>	<b>439</b>	<b>450</b>	<b>2.5</b>
Adult	372	370	-0.5
Juvenile	67	80	19.4
Male	294	309	5.1
Female	145	141	-2.8
<b>Part II Offense Arrests</b>	<b>5,945</b>	<b>5,831</b>	<b>-1.9</b>
Adult	5,478	5,356	-2.2
Juvenile	467	475	1.7
Male	4,368	4,328	-0.9
Female	1,577	1,503	-4.7
<b>TOTAL ARRESTS</b>	<b>6,600</b>	<b>6,453</b>	<b>-2.2</b>

#### Offense Totals

INDEX OFFENSES	2018	2019	Percent Change
<b>Murder</b>	<b>8</b>	<b>4</b>	<b>-50.0</b>
Firearm	6	3	-50.0
Knife/Cutting Instr.	1	1	0.0
Hands/Fists/Feet	1	0	-100.0
Other	0	0	
<b>Rape</b>	<b>99</b>	<b>83</b>	<b>-16.2</b>
Firearm	0	1	
Knife/Cutting Instr.	1	1	0.0
Hands/Fists/Feet	21	29	38.1
Other	77	52	-32.5
<b>Robbery</b>	<b>50</b>	<b>45</b>	<b>-10.0</b>
Firearm	26	22	-15.4
Knife/Cutting Instr.	1	2	100.0
Hands/Fists/Feet	14	12	-14.3
Other	9	9	0.0
<b>Aggravated Assault</b>	<b>381</b>	<b>313</b>	<b>-17.8</b>
Firearm	84	93	10.7
Knife/Cutting Instr.	62	58	-6.5
Hands/Fists/Feet	68	30	-55.9
Other	167	132	-21.0
<b>Burglary</b>	<b>491</b>	<b>392</b>	<b>-20.2</b>
Forced Entry	279	246	-11.8
No Forced Entry	175	131	-25.1
Attempted Entry	37	15	-59.5
<b>Larceny</b>	<b>1,922</b>	<b>1,977</b>	<b>2.9</b>
Pocket Picking	4	5	25.0
Purse Snatching	3	4	33.3
Shoplifting	370	467	26.2
From Motor Vehicle	537	515	-4.1
Motor Vehicle Parts	217	233	7.4
Bicycles	46	77	67.4
From Building	156	71	-54.5
From Coin Oper. Dev.	1	0	-100.0
All Other	588	605	2.9
<b>Motor Vehicle Theft</b>	<b>160</b>	<b>182</b>	<b>13.8</b>
<b>TOTAL INDEX OFFENSES</b>	<b>3,111</b>	<b>2,996</b>	<b>-3.7</b>

#### Domestic Violence by Offense Type

PRIMARY OFFENSE	2018	2019	Percent Change
Murder	0	3	
Manslaughter	1	0	-100.0
Rape	4	5	25.0
Fondling	0	0	
Aggravated Assault	107	106	-0.9
Aggravated Stalking	12	0	-100.0
Simple Assault	667	692	3.7
Threat/Intimidation	7	16	128.6
Simple Stalking	17	17	0.0
<b>TOTAL OFFENSES</b>	<b>815</b>	<b>839</b>	<b>2.9</b>

#### Property Information Values

PROPERTY TYPE	STOLEN VALUE	RECOVERED VALUE
Currency, Note, Etc.	212,681	2,269
Jewelry, Precious Metals	480,160	25,895
Clothing & Furs	81,274	9,297
Motor Vehicles	2,228,711	1,503,815
Office Equipment	113,359	12,149
TVs, Radios, Stereos	39,090	1,070
Firearms	55,792	5,734
Household Goods	95,991	3,877
Consumable Goods	15,035	2,625
Livestock	0	0
Miscellaneous	2,227,099	220,883
<b>TOTAL VALUES</b>	<b>5,549,192</b>	<b>1,787,614</b>

**CRIME IN FLORIDA ABSTRACT**  
**Seminole County Sheriff's Office**  
**January - December 2019**  
**(UNVERIFIED - SUBMITTED DATA FOR REVIEW)**

**Crime Trends**

Year	Index Total Crimes	% Change	Violent Crime	% Change	Property Crime	% Change	Population	% Change	Crime Rate	% Change
2015	3,704	3.7	541	0.7	3,163	4.3	213,465	0.9	1,735.2	2.8
2016	3,861	4.2	637	17.7	3,224	1.9	215,885	1.1	1,788.5	3.1
2017	3,659	-5.2	580	-8.9	3,079	-4.5	217,839	0.9	1,679.7	-6.1
2018	3,111	-15.0	538	-7.2	2,573	-16.4	220,399	1.2	1,411.5	-16.0
2019	2,996	-3.7	445	-17.3	2,551	-0.9	224,258	1.8	1,336.0	-5.4

**Domestic Violence**  
**by Offense Type to Victim's Relationship to Offender**

OFFENSES	RELATIONSHIP VICTIM TO OFFENDER								Arrests
	Total	Spouse	Parent	Child	Sibling	Other Family	Cohabitant	Other	
Murder	3	0	2	0	1	0	0	0	1
Manslaughter	0	0	0	0	0	0	0	0	0
Rape	5	1	0	0	0	1	0	3	3
Fondling	0	0	0	0	0	0	0	0	0
Aggravated Assault	106	13	16	7	10	3	4	53	77
Aggravated Stalking	0	0	0	0	0	0	0	0	0
Simple Assault	692	162	100	49	38	23	23	297	511
Threat/Intimidation	16	5	0	3	1	1	0	6	10
Simple Stalking	17	7	0	1	0	0	0	9	6
<b>TOTAL OFFENSES</b>	<b>839</b>	<b>188</b>	<b>118</b>	<b>60</b>	<b>50</b>	<b>28</b>	<b>27</b>	<b>368</b>	<b>608</b>

ARSON			
STRUCTURE	TOTAL INHABITED	TOTAL ABANDONED	ATTEMPTED
Single Occupied Residence	0	0	0
Other Residence	1	0	0
Storage	0	0	0
Industrial/Manufacturing	0	0	0
Commercial	0	0	0
Community/Public	1	0	0
All Other Structures	0	0	0
Motor Vehicles	3	0	0
Other Mobile	0	0	0
Other	0	0	0
<b>TOTAL</b>	<b>5</b>	<b>0</b>	<b>0</b>

VEHICLE RECOVERY	
	Number
Stolen Locally and Recovered Locally	63
Stolen Locally and Recovered by Other Jurisdictions	76
Stolen Other Jurisdictions and Recovered Locally	82
<b>TOTAL</b>	<b>221</b>

**Arrest Totals by Age and Sex**  
**Seminole County Sheriff's Office**  
**January - December 2019**  
**(UNVERIFIED - SUBMITTED DATA FOR REVIEW)**

OFFENSES	JUVENILE			ADULT			TOTAL
	Total	Male	Female	Total	Male	Female	ALL AGES
Murder	0	0	0	3	3	0	3
Rape	4	4	0	14	13	1	18
Robbery	1	1	0	10	9	1	11
Aggravated Assault	7	4	3	133	93	40	140
Burglary	29	26	3	61	49	12	90
Larceny	39	31	8	281	168	113	320
Motor Vehicle Theft	12	10	2	28	25	3	40
<b>TOTAL INDEX</b>	<b>92</b>	<b>76</b>	<b>16</b>	<b>530</b>	<b>360</b>	<b>170</b>	<b>622</b>
Manslaughter	0	0	0	0	0	0	0
Kidnap/Abduction	0	0	0	2	2	0	2
Arson	0	0	0	1	1	0	1
Simple Assault	87	58	29	635	434	201	722
Drug Arrests	52	37	15	656	494	162	708
Bribery	0	0	0	0	0	0	0
Embezzlement	0	0	0	0	0	0	0
Fraud	2	1	1	40	27	13	42
Counterfeit/Forgery	0	0	0	6	3	3	6
Extortion/Blackmail	0	0	0	0	0	0	0
Intimidation	6	5	1	23	20	3	29
Prostitution/Commercialized Sex	0	0	0	33	23	10	33
Fondling	1	0	1	0	0	0	1
Other Sex Offenses	1	1	0	13	12	1	14
Stolen Property Buy/Receive/Possess	0	0	0	16	11	5	16
Driving Under Influence	2	1	1	376	277	99	378
Destruction/Damage/Vandalism	6	3	3	29	21	8	35
Gambling	0	0	0	0	0	0	0
Weapons Violations	5	4	1	33	30	3	38
Liquor Law Violations	1	1	0	24	17	7	25
Miscellaneous	312	244	68	3,469	2,601	868	3,781
<b>TOTAL PART II</b>	<b>475</b>	<b>355</b>	<b>120</b>	<b>5,356</b>	<b>3,973</b>	<b>1,383</b>	<b>5,831</b>
<b>TOTAL</b>	<b>567</b>	<b>431</b>	<b>136</b>	<b>5,886</b>	<b>4,333</b>	<b>1,553</b>	<b>6,453</b>

SOURCE: Florida Department of Law Enforcement. Florida Uniform Crime Report, 2019 [Computer program]. Tallahassee, FL: FDLE, Florida Statistical Analysis Center. Report reflects data residing in the UCR database as of 2/6/2020.

**Arrest Totals Comparative Data**  
**Seminole County Sheriff's Office**  
**January - December 2019**  
 (UNVERIFIED - SUBMITTED DATA FOR REVIEW)

OFFENSES	JUVENILE			ADULT			TOTAL ALL AGES		
	2018	2019	Percent Change	2018	2019	Percent Change	2018	2019	Percent Change
Murder	0	0		3	3	0.0	3	3	0.0
Rape	1	4	300.0	12	14	16.7	13	18	38.5
Robbery	3	1	-66.7	13	10	-23.1	16	11	-31.3
Aggravated Assault	19	7	-63.2	165	133	-19.4	184	140	-23.9
Burglary	21	29	38.1	51	61	19.6	72	90	25.0
Larceny	37	39	5.4	286	281	-1.7	323	320	-0.9
Motor Vehicle Theft	9	12	33.3	35	28	-20.0	44	40	-9.1
<b>TOTAL INDEX</b>	<b>90</b>	<b>92</b>	<b>2.2</b>	<b>565</b>	<b>530</b>	<b>-6.2</b>	<b>655</b>	<b>622</b>	<b>-5.0</b>
Manslaughter	0	0		1	0	-100.0	1	0	-100.0
Kidnap/Abduction	1	0	-100.0	8	2	-75.0	9	2	-77.8
Arson	0	0		0	1		0	1	
Simple Assault	103	87	-15.5	644	635	-1.4	747	722	-3.3
Drug Arrests	46	52	13.0	838	656	-21.7	884	708	-19.9
Bribery	0	0		0	0		0	0	
Embezzlement	0	0		0	0		0	0	
Fraud	1	2	100.0	45	40	-11.1	46	42	-8.7
Counterfeit/Forgery	2	0	-100.0	8	6	-25.0	10	6	-40.0
Extortion/Blackmail	0	0		0	0		0	0	
Intimidation	2	6	200.0	11	23	109.1	13	29	123.1
Prostitution/Commercialized Sex	0	0		20	33	65.0	20	33	65.0
Fondling	1	1	0.0	1	0	-100.0	2	1	-50.0
Other Sex Offenses	0	1		26	13	-50.0	26	14	-46.2
Stolen Property Buy/Receive/Possess	1	0	-100.0	13	16	23.1	14	16	14.3
Driving Under Influence	1	2	100.0	234	376	60.7	235	378	60.9
Destruction/Damage/Vandalism	14	6	-57.1	18	29	61.1	32	35	9.4
Gambling	0	0		0	0		0	0	
Weapons Violations	4	5	25.0	32	33	3.1	36	38	5.6
Liquor Law Violations	0	1		41	24	-41.5	41	25	-39.0
Miscellaneous	291	312	7.2	3,538	3,469	-2.0	3,829	3,781	-1.3
<b>TOTAL PART II</b>	<b>467</b>	<b>475</b>	<b>1.7</b>	<b>5,478</b>	<b>5,356</b>	<b>-2.2</b>	<b>5,945</b>	<b>5,831</b>	<b>-1.9</b>
<b>TOTAL</b>	<b>557</b>	<b>567</b>	<b>1.8</b>	<b>6,043</b>	<b>5,886</b>	<b>-2.6</b>	<b>6,600</b>	<b>6,453</b>	<b>-2.2</b>

SOURCE: Florida Department of Law Enforcement. Florida Uniform Crime Report, 2019 [Computer program]. Tallahassee, FL: FDLE, Florida Statistical Analysis Center. Report reflects data residing in the UCR database as of 2/6/2020.

**Uniform Crime Reports - Offense Reporting Form**  
**Crime Index and Domestic Violence Offenses - Page 1 of 2**  
**Seminole County Sheriff's Office**  
**January - December 2019**  
 (UNVERIFIED - SUBMITTED DATA FOR REVIEW)

CLASSIFICATION OF OFFENSES	TOTAL NUMBER OF OFFENSES	TOTAL CLEARANCES				TOTAL VALUE OF PROPERTY STOLEN (\$)	WEAPON				DOMESTIC VIOLENCE								
		Arrest	Exception	Adult	Juvenile		Firearm	Knife or Cutting Instr.	Other Dangerous Weapon	Hands, Fists or Feet	Number of Offenses	RELATIONSHIP VICTIM TO OFFENDER						Arrests	
												Spouse	Parent	Child	Sibling	Other Family	Cohabitant		Other
<b>Criminal Homicide</b>	<b>4</b>	<b>5</b>	<b>0</b>	<b>5</b>	<b>0</b>	<b>3</b>	<b>1</b>	<b>0</b>	<b>0</b>	<b>3</b>	<b>0</b>	<b>2</b>	<b>0</b>	<b>1</b>	<b>0</b>	<b>0</b>	<b>0</b>	<b>1</b>	
Murder	4	5	0	5	0	3	1	0	0	3	0	2	0	1	0	0	0	1	
Manslaughter	0	0	0	0	0	0	0	0	0	0	0	0	0	0	0	0	0	0	
<b>Index Sex Offenses</b>	<b>83</b>	<b>16</b>	<b>8</b>	<b>10</b>	<b>14</b>	<b>100</b>	<b>1</b>	<b>1</b>	<b>52</b>	<b>29</b>	<b>5</b>	<b>1</b>	<b>0</b>	<b>0</b>	<b>1</b>	<b>0</b>	<b>3</b>	<b>3</b>	
Rape, Committed	82	16	8	10	14	100	1	1	51	29	4	1	0	0	0	0	3	3	
Rape, Attempted	1	0	0	0	0	0	0	0	1	0	1	0	0	0	1	0	0	0	
<b>Robbery</b>	<b>45</b>	<b>9</b>	<b>2</b>	<b>11</b>	<b>0</b>	<b>56,249</b>	<b>22</b>	<b>2</b>	<b>9</b>	<b>12</b>									
Highway	9	0	0	0	0	4,725	5	0	2	2									
Residence	15	0	1	1	0	3,932	8	0	2	5									
Bank	0	0	0	0	0	0	0	0	0	0									
Gas / Service Station	6	2	1	3	0	40,390	3	1	2	0									
Convenience Store	2	2	0	2	0	150	1	0	0	1									
Other Commercial Estab.	5	4	0	4	0	4,962	2	0	2	1									
Miscellaneous	8	1	0	1	0	2,090	3	1	1	3									
<b>Aggravated Assault</b>	<b>313</b>	<b>148</b>	<b>9</b>	<b>118</b>	<b>39</b>		<b>93</b>	<b>58</b>	<b>132</b>	<b>30</b>	<b>106</b>	<b>13</b>	<b>16</b>	<b>7</b>	<b>10</b>	<b>3</b>	<b>4</b>	<b>53</b>	<b>77</b>
Aggravated Assault	307	144	9	115	38		92	58	127	30	106	13	16	7	10	3	4	53	77
Aggravated Stalking	6	4	0	3	1		1	0	5	0	0	0	0	0	0	0	0	0	0
<b>TOTAL VIOLENT (Excluding Manslaughter)</b>	<b>445</b>	<b>178</b>	<b>19</b>	<b>144</b>	<b>53</b>	<b>56,349</b>	<b>119</b>	<b>62</b>	<b>193</b>	<b>71</b>	<b>114</b>	<b>14</b>	<b>18</b>	<b>7</b>	<b>11</b>	<b>4</b>	<b>4</b>	<b>56</b>	<b>81</b>
Fondling	13	1	1	0	2	0	0	0	13	0	0	0	0	0	0	0	0	0	0
Simple Assault	1,172	592	24	514	102					1,172	692	162	100	49	38	23	23	297	511
Threat/Intimidation											16	5	0	3	1	1	0	6	10
Simple Stalking											17	7	0	1	0	0	0	9	6
<b>TOTAL DOMESTIC VIOLENCE</b>											<b>839</b>	<b>188</b>	<b>118</b>	<b>60</b>	<b>50</b>	<b>28</b>	<b>27</b>	<b>368</b>	<b>608</b>

SOURCE: Florida Department of Law Enforcement. Florida Uniform Crime Report, 2019 [Computer program]. Tallahassee, FL: FDLE, Florida Statistical Analysis Center. Report reflects data residing in the UCR database as of 2/6/2020.

**Uniform Crime Reports - Offense Reporting Form**  
**Crime Index and Domestic Violence Offenses - Page 2 of 2**  
**Seminole County Sheriff's Office**  
**January - December 2019**  
 (UNVERIFIED - SUBMITTED DATA FOR REVIEW)

CLASSIFICATION OF OFFENSES	TOTAL NUMBER OF OFFENSES	TOTAL CLEARANCES				TOTAL VALUE OF PROPERTY STOLEN (\$)	ARSON							
		Arrest	Exception	Adult	Juvenile		LOCATION	TOTAL INHABITED	TOTAL ABANDONED	ATTEMPT	TOTAL DOLLAR LOSS (\$)	CLEARANCES		
												Adult	Juvenile	
<b>Burglary</b>	<b>392</b>	<b>70</b>	<b>14</b>	<b>57</b>	<b>27</b>	<b>810,815</b>	Single Occupancy Residence	0	0	0	0	0	0	0
<i>Forcible Entry</i>	246	48	9	35	22	501,439	Other Residence	1	0	0	5,000	1	0	0
<i>Unlawful Entry</i>	131	22	4	22	4	309,376	Storage	0	0	0	0	0	0	0
<i>Attempted</i>	15	0	1	0	1	0	Industrial/Manufacturing	0	0	0	0	0	0	0
<b>Burglary, Residence</b>	<b>261</b>	<b>47</b>	<b>11</b>	<b>41</b>	<b>17</b>	<b>573,059</b>	Commercial	0	0	0	0	0	0	0
<i>Night</i>	52	16	5	13	8	59,568	Community/Public	1	0	0	1,000	0	0	0
<i>Day</i>	157	24	5	23	6	397,571	All Other Structures	0	0	0	0	0	0	0
<i>Unknown</i>	52	7	1	5	3	115,920	Motor Vehicles	3	0	0	1,000	0	0	0
<b>Burglary, Non-Residence</b>	<b>131</b>	<b>23</b>	<b>3</b>	<b>16</b>	<b>10</b>	<b>237,756</b>	Other Mobile	0	0	0	0	0	0	0
<i>Night</i>	69	10	0	6	4	165,977	Other	0	0	0	0	0	0	0
<i>Day</i>	40	11	1	6	6	54,510	<b>ARSON TOTALS</b>	<b>5</b>	<b>0</b>	<b>0</b>	<b>7,000</b>	<b>1</b>	<b>0</b>	<b>0</b>
<i>Unknown</i>	22	2	2	4	0	17,269								
<b>Larceny</b>	<b>1,977</b>	<b>271</b>	<b>53</b>	<b>267</b>	<b>57</b>	<b>2,507,490</b>	<b>PROPERTY INFORMATION / VALUES</b>						<b>VEHICLE RECOVERY</b>	
<i>Pocket Picking</i>	5	1	0	1	0	566	<b>PROPERTY TYPE</b>	<b>STOLEN VALUE (\$)</b>	<b>RECOVERED VALUE (\$)</b>					
<i>Purse Snatching</i>	4	1	2	3	0	888	Currency, Note, Etc.	212,681	2,269					
<i>Shoplifting</i>	467	175	8	159	24	185,190	Jewelry, Precious Metals	480,160	25,895					
<i>From Motor Vehicle</i>	515	39	7	31	15	732,463	Clothing & Furs	81,274	9,297					
<i>Motor Vehicle Parts</i>	233	1	0	1	0	64,940	Motor Vehicles	2,228,711	1,503,815					
<i>Bicycles</i>	77	4	3	3	4	30,476	<i>Auto</i>	1,675,211	1,273,614					
<i>From Building</i>	71	7	3	8	2	100,850	<i>Trucks and Buses</i>	413,700	192,501					
<i>From Coin Oper. Dev.</i>	0	0	0	0	0	0	<i>Motorcycles</i>	126,800	37,700					
<i>All Other Larceny</i>	605	43	30	61	12	1,392,117	<i>Other Vehicles</i>	13,000	0					
<i>\$200 &amp; Over</i>	963	92	26	96	22	2,453,334	Office Equipment	113,359	12,149					
<i>\$50 - \$200</i>	407	77	12	73	16	47,822	TVs, Radios, Stereos	39,090	1,070					
<i>Under \$50</i>	607	102	15	98	19	6,334	Firearms	55,792	5,734					
<b>Motor Vehicle Theft</b>	<b>182</b>	<b>38</b>	<b>3</b>	<b>34</b>	<b>7</b>	<b>2,174,538</b>	Household Goods	95,991	3,877					
<i>Auto</i>	127	32	1	29	4	1,654,896	Consumable Goods	15,035	2,625					
<i>Trucks and Buses</i>	32	5	1	4	2	387,682	Livestock	0	0					
<i>Motorcycles</i>	22	1	1	1	1	127,960	Miscellaneous	2,227,099	220,883					
<i>Other Vehicles</i>	1	0	0	0	0	4,000	<b>PROPERTY VALUE TOTALS</b>	<b>5,549,192</b>	<b>1,787,614</b>					
<b>TOTAL PROPERTY</b>	<b>2,551</b>	<b>379</b>	<b>70</b>	<b>358</b>	<b>91</b>	<b>5,492,843</b>	<b>VEHICLES</b>			<b>221</b>				
<b>ALL CRIME INDEX<sup>1</sup></b>	<b>2,996</b>	<b>557</b>	<b>89</b>	<b>502</b>	<b>144</b>	<b>5,549,192</b>								

<sup>1</sup>Crime Index Offenses do not include Manslaughter, Fondling, Simple Assault, Threat/Intimidation, and Simple Stalking.

## HATE CRIME AND CARGO THEFT INCIDENTS REPORTED

### Seminole County Sheriff's Office

January - December 2019

(UNVERIFIED - SUBMITTED DATA FOR REVIEW)

The tables below display the number of Hate Crime and Cargo Theft incidents by month, with each zero reflecting the entry of a report of zero incidents for that month. Months that are blank do not have a reported incident nor a report of zero incidents for that month. Agencies are requested to submit an entry of zero Hate Crime or Cargo Theft incidents for each month in which there were no incidents to report.

REPORTED HATE CRIME INCIDENTS BY MONTH														
ORI	AGENCY NAME	YEAR	JAN	FEB	MAR	APR	MAY	JUN	JUL	AUG	SEP	OCT	NOV	DEC
FL0590000	Seminole County Sheriff's Office	2019	0	0	0	0	0	0	0	0	0	0	0	0

REPORTED CARGO THEFT INCIDENTS BY MONTH														
ORI	AGENCY NAME	YEAR	JAN	FEB	MAR	APR	MAY	JUN	JUL	AUG	SEP	OCT	NOV	DEC
FL0590000	Seminole County Sheriff's Office	2019	0	0	0	0	0	0	0	0	0	0	0	0

SOURCE: Florida Department of Law Enforcement. Florida Hate Crime and Cargo Theft, 2019 [Computer program]. Tallahassee, FL: FDLE, Florida Statistical Analysis Center. Report reflects data residing in the FDLE database as of 2/5/2020.



**Law Enforcement Officers Killed or Assaulted (LEOKA) - Page 1 of 2**

**Seminole County Sheriff's Office**

**January - December 2019**

**(UNVERIFIED - SUBMITTED DATA FOR REVIEW)**

LEOKA Officer Data	Officer Killed, Felonious		Officer Killed, Accidental		Officer Assaulted	
	Total	Percent	Total	Percent	Total	Percent
<b>Number of Officers</b>	0		0		65	
<b>Breakdown of Officers by Age:</b>						
Officer Age 18 - 24 Years	0		0		9	13.8%
Officer Age 25 - 34 Years	0		0		30	46.2%
Officer Age 35 - 44 Years	0		0		16	24.6%
Officer Age 45 - 54 Years	0		0		7	10.8%
Officer Age 55 - 64 Years	0		0		3	4.6%
Officer Age 65 +	0		0		0	0.0%
<b>Breakdown of Officer Experience:</b>						
Officer Experience 1 - 4 Years	0		0		27	41.5%
Officer Experience 5 - 9 Years	0		0		16	24.6%
Officer Experience 10 -14 Years	0		0		9	13.8%
Officer Experience 15 -19 Years	0		0		9	13.8%
Officer Experience 20 -24 Years	0		0		1	1.5%
Officer Experience 25 -29 Years	0		0		1	1.5%
Officer Experience 30 + Years	0		0		2	3.1%
<b>Extent of Injury:</b>						
None	-	-	-	-	44	67.7%
Minor	-	-	-	-	21	32.3%
Serious	-	-	-	-	0	0.0%
Fatal	0		0		-	-
<b>Breakdown of Officers by Sex:</b>						
Male	0		0		56	86.2%
Female	0		0		9	13.8%
<b>Breakdown of Officers by Race:</b>						
White	0		0		57	87.7%
Black	0		0		7	10.8%
American Indian	0		0		0	0.0%
Asian	0		0		1	1.5%
<b>Officer Activity:</b>						
Responding to Disturbance	0		0		20	30.8%
Breaking & Entering in Process/Pursuit	0		0		0	0.0%
Robbery in Process/Pursuit	0		0		0	0.0%
Attempting Other Arrest	0		0		11	16.9%
Civil Disorder	0		0		2	3.1%
Domestic Disturbance	0		0		4	6.2%
Handling/Transporting/Custody of Prisoner	0		0		11	16.9%
Investigate Suspicious Person/Circumstance	0		0		3	4.6%
Ambush, No Warning	0		0		1	1.5%
Assailant Mentally Deranged	0		0		0	0.0%
Traffic Pursuit or Stop	0		0		11	16.9%
Other	0		0		2	3.1%
<b>Type of Assignment:</b>						
One Person Vehicle	0		0		35	53.8%
Two Person Vehicle	0		0		1	1.5%
Detective or Special Assignment	0		0		6	9.2%
Traffic, Motorcycle Officer(s)	0		0		0	0.0%
Other	0		0		23	35.4%
<b>Additional Officer Data:</b>						
Officer Was Wearing Body Armor	0		0		52	80.0%
Body Armor Prevented Injury	0		0		17	26.2%
Officer Was Not Wearing Body Armor	0		0		11	16.9%
Officer Wearing Body Armor Unknown	0		0		2	3.1%
Firearm Discharged by Officer	0		0		1	1.5%
Officer Was Alone	0		0		14	21.5%

SOURCE: Florida Department of Law Enforcement. Florida Uniform Crime Report, 2019 [Computer program]. Tallahassee, FL: FDLE, Florida Statistical Analysis Center. Report reflects data residing in the UCR database as of 2/6/2020.

**Law Enforcement Officers Killed or Assaulted (LEOKA) - Page 2 of 2**  
**Seminole County Sheriff's Office**  
**January - December 2019**  
**(UNVERIFIED - SUBMITTED DATA FOR REVIEW)**

LEOKA Offender Data	Officer Killed, Felonious		Officer Killed, Accidental		Officer Assaulted	
	Total	Percent	Total	Percent	Total	Percent
<b>Number of Offenders</b>	0		0		49	
<b>Breakdown of Offenders by Age:</b>						
Offender Under 18 Years	0		0		5	10.2%
Offender Age 18 - 24 Years	0		0		6	12.2%
Offender Age 25 - 34 Years	0		0		17	34.7%
Offender Age 35 - 44 Years	0		0		12	24.5%
Offender Age 45 - 54 Years	0		0		6	12.2%
Offender Age 55 - 64 Years	0		0		2	4.1%
Offender Age 65 +	0		0		1	2.0%
Unknown	0		0		0	0.0%
<b>Offender Injured?</b>						
Yes	0		0		9	18.4%
No	0		0		39	79.6%
Unknown	0		0		1	2.0%
<b>Extent of Offender Injury:</b>						
No Injury or Unknown	0		0		40	81.6%
Minor	0		0		8	16.3%
Moderate	0		0		1	2.0%
Serious	0		0		0	0.0%
Fatal	0		0		0	0.0%
<b>Breakdown of Offenders by Sex:</b>						
Male	0		0		30	61.2%
Female	0		0		19	38.8%
Unknown	0		0		0	0.0%
<b>Breakdown of Offenders by Race:</b>						
White	0		0		28	57.1%
Black	0		0		21	42.9%
American Indian	0		0		0	0.0%
Asian	0		0		0	0.0%
Unknown	0		0		0	0.0%
<b>Weapon:</b>						
Handgun	0		0		1	1.5%
Rifle	0		0		0	0.0%
Shotgun	0		0		0	0.0%
Firearm	0		0		0	0.0%
Knife/Cutting Instrument	0		0		1	1.5%
Blunt Object	0		0		0	0.0%
Hands/Fist/Feet	0		0		50	76.9%
Poison	0		0		0	0.0%
Explosives	0		0		0	0.0%
Fire/Incendiary	0		0		0	0.0%
Drugs	0		0		0	0.0%
Unknown	0		0		0	0.0%
Other	0		0		13	20.0%
<b>Other Offender Data</b>						
Firearm Discharged by Offender	0		0		0	0.0%
Officer Aware Offender Had Weapon	0		0		12	18.5%
Offender Used Officer's Weapon	0		0		0	0.0%
Offense Cleared by Arrest or Exception	0		0		58	89.2%

SOURCE: Florida Department of Law Enforcement. Florida Uniform Crime Report, 2019 [Computer program]. Tallahassee, FL: FDLE, Florida Statistical Analysis Center. Report reflects data residing in the UCR database as of 2/6/2020.

**UCR Law Enforcement Officer Killed or Assaulted (LEOKA) Report Supplement**  
**Seminole County Sheriff's Office**  
**January - December 2019**  
**(UNVERIFIED - SUBMITTED DATA FOR REVIEW)**

Report Number	Rec Seq Nbr	Incident Type	Officer Activity	Type Assgn.	Weapon Type	Officer Wore Body Armor	Body Armor Prevent Injury	Offender Used Officer's Weapon	Officer Aware Offender Weapon	Firearm Discharge by Offender	Dist. in Feet (est.)	Firearm Discharge by Officer	Offender Injured	Extent of Injury	Time	Officer Exper in Years	Officer			Offender			Cleared
																	Age	Sex	Race	Age	Sex	Race	
201900000928	1	3 - OFFICER ASSAULTED, NO INJURY	8 - INV. SUSPICIOUS PERSONS/ CIRCUMSTANCES	5 - DETECTIVE OR SPECIAL ASSIGNMENT, ASSISTED	1 - HANDGUN	2 - NO	0 - N/A	2 - NO	1 - YES	2 - NO	0	2 - NO	2 - NO	0 - N/A	0001	18	37	M - MALE	W - WHITE	26	M - MALE	B - BLACK	Y - YES
201900001394	1	3 - OFFICER ASSAULTED, NO INJURY	4 - ATTEMPTING OTHER ARRESTS	2 - ONE PERSON VEHICLE, ASSISTED	7 - HANDS/ FIST/ FEET	1 - YES	1 - YES	2 - NO	0 - N/A	2 - NO	1	2 - NO	1 - YES	1 - MINOR	000	3	28	M - MALE	W - WHITE	33	M - MALE	W - WHITE	Y - YES
201900001400	1	3 - OFFICER ASSAULTED, NO INJURY	11 - TRAFFIC PURSUIT OR STOP	2 - ONE PERSON VEHICLE, ASSISTED	99 - OTHER	1 - YES	2 - NO	2 - NO	1 - YES	2 - NO	0	2 - NO	2 - NO	0 - N/A	000	2	24	F - FEMALE	W - WHITE	51	F - FEMALE	W - WHITE	Y - YES
201900001400	2	4 - OFFICER ASSAULTED, MINOR INJURY			99 - OTHER	1 - YES	2 - NO	2 - NO	1 - YES	2 - NO	0	2 - NO	0 - N/A	0 - N/A		2	23	M - MALE	W - WHITE				
201900001400	3	3 - OFFICER ASSAULTED, NO INJURY			99 - OTHER	1 - YES	2 - NO	2 - NO	1 - YES	2 - NO	0	2 - NO	0 - N/A	0 - N/A		3	28	M - MALE	W - WHITE				
201900001400	4	3 - OFFICER ASSAULTED, NO INJURY			99 - OTHER	1 - YES	2 - NO	2 - NO	1 - YES	2 - NO	0	2 - NO	0 - N/A	0 - N/A		11	35	M - MALE	W - WHITE				
201900001614	1	3 - OFFICER ASSAULTED, NO INJURY	4 - ATTEMPTING OTHER ARRESTS	2 - ONE PERSON VEHICLE, ASSISTED	99 - OTHER	1 - YES	1 - YES	2 - NO	2 - NO	2 - NO	0	2 - NO	2 - NO	0 - N/A	000	1	26	M - MALE	W - WHITE	30	F - FEMALE	W - WHITE	Y - YES
201900001632	1	3 - OFFICER ASSAULTED, NO INJURY	1 - RESPONDING TO DISTURBANCE	1 - ONE PERSON VEHICLE, ALONE	7 - HANDS/ FIST/ FEET	1 - YES	1 - YES	2 - NO	1 - YES	2 - NO	10	2 - NO	2 - NO	0 - N/A	0001	17	50	M - MALE	B - BLACK	27	M - MALE	B - BLACK	Y - YES
201900001772	1	3 - OFFICER ASSAULTED, NO INJURY	4 - ATTEMPTING OTHER ARRESTS	1 - ONE PERSON VEHICLE, ALONE	7 - HANDS/ FIST/ FEET	1 - YES	2 - NO	2 - NO	0 - N/A	2 - NO	1	2 - NO	2 - NO	0 - N/A	0001	5	31	M - MALE	W - WHITE	29	M - MALE	W - WHITE	Y - YES
201900001930	1	4 - OFFICER ASSAULTED, MINOR INJURY	7 - HANDLING/ TRANSPORTING/ CUSTODY OF PRISONERS	2 - ONE PERSON VEHICLE, ASSISTED	7 - HANDS/ FIST/ FEET	1 - YES	2 - NO	2 - NO	0 - N/A	2 - NO	1	2 - NO	2 - NO	0 - N/A	0001	5	31	M - MALE	W - WHITE	38	M - MALE	W - WHITE	Y - YES
201900001930	2	4 - OFFICER ASSAULTED, MINOR INJURY			7 - HANDS/ FIST/ FEET	1 - YES	2 - NO	2 - NO	0 - N/A	2 - NO	1	2 - NO	0 - N/A	0 - N/A		2	23	M - MALE	W - WHITE				

(UNVERIFIED - SUBMITTED DATA FOR REVIEW)

Report Number	Rec Seq Nbr	Incident Type	Officer Activity	Type Assgn.	Weapon Type	Officer Wore Body Armor	Body Armor Prevent Injury	Offender Used Officer's Weapon	Officer Aware Offender Weapon	Firearm Discharge by Offender	Dist. in Feet (est.)	Firearm Discharge by Officer	Offender Injured	Extent of Injury	Time	Officer Exper in Years	Officer			Offender			Cleared
																	Age	Sex	Race	Age	Sex	Race	
201900001977	1	3 - OFFICER ASSAULTED, NO INJURY	11 - TRAFFIC PURSUIT OR STOP	3 - TWO PERSON VEHICLE	99 - OTHER	1 - YES	2 - NO	2 - NO	2 - NO	2 - NO	10	2 - NO	2 - NO	0 - N/A	0001	6	46	M - MALE	B - BLACK	33	M - MALE	W - WHITE	Y - YES
201900002084	1	3 - OFFICER ASSAULTED, NO INJURY	6 - DOMESTIC DISTURBANCE	2 - ONE PERSON VEHICLE, ASSISTED	99 - OTHER	1 - YES	2 - NO	2 - NO	1 - YES	2 - NO	0	2 - NO	1 - YES	1 - MINOR	0001	2	34	M - MALE	W - WHITE	21	M - MALE	W - WHITE	Y - YES
201900002084	2	4 - OFFICER ASSAULTED, MINOR INJURY			99 - OTHER	1 - YES	2 - NO	2 - NO	0 - N/A	2 - NO	0	2 - NO	0 - N/A	0 - N/A		2	24	M - MALE	B - BLACK				
201900002117	1	3 - OFFICER ASSAULTED, NO INJURY	8 - INV. SUSPICIOUS PERSONS/ CIRCUMSTANCES	2 - ONE PERSON VEHICLE, ASSISTED	7 - HANDS/ FIST/ FEET	1 - YES	2 - NO	2 - NO	2 - NO	2 - NO	1	2 - NO	2 - NO	0 - N/A	0001	2	24	F - FEMALE	W - WHITE	24	F - FEMALE	W - WHITE	Y - YES
201900002182	1	3 - OFFICER ASSAULTED, NO INJURY	7 - HANDLING/ TRANSPORTING/ CUSTODY OF PRISONERS	8 - OTHER, ASSISTED	7 - HANDS/ FIST/ FEET	2 - NO	0 - N/A	8 - UNKNOWN	0 - N/A	2 - NO	1	2 - NO	2 - NO	0 - N/A	0001	2	27	F - FEMALE	W - WHITE	59	F - FEMALE	W - WHITE	N - NO
201900002424	1	3 - OFFICER ASSAULTED, NO INJURY	1 - RESPONDING TO DISTURBANCE	1 - ONE PERSON VEHICLE, ALONE	7 - HANDS/ FIST/ FEET	1 - YES	2 - NO	2 - NO	0 - N/A	2 - NO	0	2 - NO	2 - NO	0 - N/A	0001	2	23	M - MALE	W - WHITE	39	M - MALE	B - BLACK	Y - YES
201900002532	1	3 - OFFICER ASSAULTED, NO INJURY	1 - RESPONDING TO DISTURBANCE	5 - DETECTIVE OR SPECIAL ASSIGNMENT, ASSISTED	7 - HANDS/ FIST/ FEET	2 - NO	0 - N/A	8 - UNKNOWN	0 - N/A	8 - UNKNOWN	5	8 - UNKNOWN	8 - UNKNOWN	0 - N/A	0001	15	41	M - MALE	B - BLACK	13	F - FEMALE	B - BLACK	Y - YES
201900002641	1	4 - OFFICER ASSAULTED, MINOR INJURY	1 - RESPONDING TO DISTURBANCE	1 - ONE PERSON VEHICLE, ALONE	7 - HANDS/ FIST/ FEET	1 - YES	2 - NO	2 - NO	0 - N/A	2 - NO	1	2 - NO	1 - YES	1 - MINOR	000	13	42	M - MALE	W - WHITE	25	M - MALE	B - BLACK	Y - YES
201900002786	1	3 - OFFICER ASSAULTED, NO INJURY	12 - OTHER	5 - DETECTIVE OR SPECIAL ASSIGNMENT, ASSISTED	7 - HANDS/ FIST/ FEET	1 - YES	2 - NO	2 - NO	0 - N/A	2 - NO	1	2 - NO	2 - NO	0 - N/A	0001	18	43	M - MALE	W - WHITE	36	M - MALE	B - BLACK	Y - YES
201900002809	1	4 - OFFICER ASSAULTED, MINOR INJURY	1 - RESPONDING TO DISTURBANCE	1 - ONE PERSON VEHICLE, ALONE	7 - HANDS/ FIST/ FEET	1 - YES	2 - NO	2 - NO	0 - N/A	2 - NO	1	2 - NO	2 - NO	0 - N/A	000	13	42	M - MALE	W - WHITE	82	F - FEMALE	B - BLACK	N - NO
201900003022	1	3 - OFFICER ASSAULTED, NO INJURY	7 - HANDLING/ TRANSPORTING/ CUSTODY OF PRISONERS	8 - OTHER, ASSISTED	7 - HANDS/ FIST/ FEET	8 - UNKNOWN	8 - UNKNOWN	2 - NO	8 - UNKNOWN	2 - NO	0	2 - NO	2 - NO	0 - N/A	0001	11	44	M - MALE	B - BLACK	27	M - MALE	W - WHITE	Y - YES
201900003287	1	3 - OFFICER ASSAULTED, NO INJURY	7 - HANDLING/ TRANSPORTING/ CUSTODY OF PRISONERS	1 - ONE PERSON VEHICLE, ALONE	7 - HANDS/ FIST/ FEET	1 - YES	2 - NO	2 - NO	1 - YES	2 - NO	4	2 - NO	2 - NO	0 - N/A	000	6	34	M - MALE	W - WHITE	53	M - MALE	W - WHITE	Y - YES
201900003525	1	3 - OFFICER ASSAULTED, NO INJURY	1 - RESPONDING TO DISTURBANCE	2 - ONE PERSON VEHICLE, ASSISTED	7 - HANDS/ FIST/ FEET	1 - YES	2 - NO	8 - UNKNOWN	0 - N/A	8 - UNKNOWN	0	2 - NO	2 - NO	0 - N/A	000	29	50	M - MALE	W - WHITE	42	F - FEMALE	W - WHITE	Y - YES

(UNVERIFIED - SUBMITTED DATA FOR REVIEW)

Report Number	Rec Seq Nbr	Incident Type	Officer Activity	Type Assgn.	Weapon Type	Officer Wore Body Armor	Body Armor Prevent Injury	Offender Used Officer's Weapon	Officer Aware Offender Weapon	Firearm Discharge by Offender	Dist. in Feet (est.)	Firearm Discharge by Officer	Offender Injured	Extent of Injury	Time	Officer Exper in Years	Officer			Offender			Cleared
																	Age	Sex	Race	Age	Sex	Race	
201900003557	1	3 - OFFICER ASSAULTED, NO INJURY	1 - RESPONDING TO DISTURBANCE	7 - OTHER, ALONE	7 - HANDS/ FIST/ FEET	8 - UNKNOWN	0 - N/A	2 - NO	0 - N/A	2 - NO	0	2 - NO	2 - NO	0 - N/A	000	2	27	M - MALE	W - WHITE	14	M - MALE	B - BLACK	Y - YES
201900003711	1	4 - OFFICER ASSAULTED, MINOR INJURY	7 - HANDLING/ TRANSPORTING/ CUSTODY OF PRISONERS	8 - OTHER, ASSISTED	7 - HANDS/ FIST/ FEET	2 - NO	0 - N/A	8 - UNKNOWN	0 - N/A	8 - UNKNOWN	1	2 - NO	2 - NO	0 - N/A	0001	4	29	M - MALE	W - WHITE	18	M - MALE	B - BLACK	Y - YES
201900003815	1	4 - OFFICER ASSAULTED, MINOR INJURY	6 - DOMESTIC DISTURBANCE	1 - ONE PERSON VEHICLE, ALONE	7 - HANDS/ FIST/ FEET	1 - YES	2 - NO	2 - NO	2 - NO	2 - NO	1	2 - NO	1 - YES	1 - MINOR	0001	11	35	M - MALE	W - WHITE	21	M - MALE	W - WHITE	Y - YES
201900004113	1	4 - OFFICER ASSAULTED, MINOR INJURY	11 - TRAFFIC PURSUIT OR STOP	2 - ONE PERSON VEHICLE, ASSISTED	7 - HANDS/ FIST/ FEET	1 - YES	2 - NO	2 - NO	0 - N/A	2 - NO	1	2 - NO	2 - NO	0 - N/A	000	6	31	M - MALE	W - WHITE	42	M - MALE	W - WHITE	Y - YES
201900004114	1	3 - OFFICER ASSAULTED, NO INJURY	8 - INV. SUSPICIOUS PERSONS/ CIRCUMSTANCES	5 - DETECTIVE OR SPECIAL ASSIGNMENT, ASSISTED	7 - HANDS/ FIST/ FEET	2 - NO	0 - N/A	8 - UNKNOWN	0 - N/A	8 - UNKNOWN	0	2 - NO	2 - NO	0 - N/A	000	18	37	M - MALE	W - WHITE	18	M - MALE	W - WHITE	Y - YES
201900004240	1	3 - OFFICER ASSAULTED, NO INJURY	11 - TRAFFIC PURSUIT OR STOP	2 - ONE PERSON VEHICLE, ASSISTED	7 - HANDS/ FIST/ FEET	1 - YES	2 - NO	2 - NO	0 - N/A	2 - NO	1	2 - NO	2 - NO	0 - N/A	0001	2	24	M - MALE	W - WHITE	30	F - FEMALE	W - WHITE	Y - YES
201900004695	1	4 - OFFICER ASSAULTED, MINOR INJURY	4 - ATTEMPTING OTHER ARRESTS	2 - ONE PERSON VEHICLE, ASSISTED	7 - HANDS/ FIST/ FEET	1 - YES	2 - NO	2 - NO	0 - N/A	2 - NO	0	2 - NO	1 - YES	1 - MINOR	000	33	56	M - MALE	W - WHITE	43	F - FEMALE	W - WHITE	Y - YES
201900004695	2	3 - OFFICER ASSAULTED, NO INJURY			7 - HANDS/ FIST/ FEET	1 - YES	2 - NO	2 - NO	0 - N/A	2 - NO	0	2 - NO	0 - N/A	0 - N/A		5	30	F - FEMALE	W - WHITE				
201900005003	1	3 - OFFICER ASSAULTED, NO INJURY	9 - AMBUSH, NO WARNING	7 - OTHER, ALONE	7 - HANDS/ FIST/ FEET	2 - NO	0 - N/A	8 - UNKNOWN	0 - N/A	8 - UNKNOWN	1	2 - NO	2 - NO	0 - N/A	000	4	32	M - MALE	W - WHITE	33	M - MALE	W - WHITE	Y - YES
201900005104	1	3 - OFFICER ASSAULTED, NO INJURY	12 - OTHER	2 - ONE PERSON VEHICLE, ASSISTED	99 - OTHER	1 - YES	1 - YES	2 - NO	0 - N/A	2 - NO	0	2 - NO	2 - NO	0 - N/A	0001	7	26	M - MALE	W - WHITE	49	M - MALE	W - WHITE	Y - YES
201900005120	1	4 - OFFICER ASSAULTED, MINOR INJURY	1 - RESPONDING TO DISTURBANCE	2 - ONE PERSON VEHICLE, ASSISTED	7 - HANDS/ FIST/ FEET	1 - YES	2 - NO	2 - NO	0 - N/A	2 - NO	0	2 - NO	1 - YES	1 - MINOR	000	13	41	F - FEMALE	W - WHITE	53	F - FEMALE	W - WHITE	Y - YES
201900005120	2	4 - OFFICER ASSAULTED, MINOR INJURY			7 - HANDS/ FIST/ FEET	1 - YES	2 - NO	2 - NO	0 - N/A	2 - NO	0	2 - NO	0 - N/A	0 - N/A		8	35	M - MALE	W - WHITE				
201900005121	1	4 - OFFICER ASSAULTED, MINOR INJURY	11 - TRAFFIC PURSUIT OR STOP	1 - ONE PERSON VEHICLE, ALONE	99 - OTHER	1 - YES	1 - YES	2 - NO	0 - N/A	2 - NO	0	1 - YES	1 - YES	2 - MODERATE	000	13	42	M - MALE	W - WHITE	38	M - MALE	B - BLACK	Y - YES

(UNVERIFIED - SUBMITTED DATA FOR REVIEW)

Report Number	Rec Seq Nbr	Incident Type	Officer Activity	Type Assgn.	Weapon Type	Officer Wore Body Armor	Body Armor Prevent Injury	Offender Used Officer's Weapon	Officer Aware Offender Weapon	Firearm Discharge by Offender	Dist. in Feet (est.)	Firearm Discharge by Officer	Offender Injured	Extent of Injury	Time	Officer Exper in Years	Officer			Offender			Cleared
																	Age	Sex	Race	Age	Sex	Race	
201900005137	1	3 - OFFICER ASSAULTED, NO INJURY	11 - TRAFFIC PURSUIT OR STOP	2 - ONE PERSON VEHICLE, ASSISTED	99 - OTHER	1 - YES	1 - YES	2 - NO	2 - NO	2 - NO	0	2 - NO	2 - NO	0 - N/A	000	1	26	M - MALE	W - WHITE	28	M - MALE	W - WHITE	Y - YES
201900005205	1	3 - OFFICER ASSAULTED, NO INJURY	1 - RESPONDING TO DISTURBANCE	2 - ONE PERSON VEHICLE, ASSISTED	7 - HANDS/ FIST/ FEET	1 - YES	2 - NO	2 - NO	1 - YES	2 - NO	1	2 - NO	1 - YES	1 - MINOR	000	7	31	M - MALE	W - WHITE	35	F - FEMALE	B - BLACK	Y - YES
201900005473	1	3 - OFFICER ASSAULTED, NO INJURY	11 - TRAFFIC PURSUIT OR STOP	5 - DETECTIVE OR SPECIAL ASSIGNMENT, ASSISTED	99 - OTHER	1 - YES	1 - YES	2 - NO	1 - YES	2 - NO	10	2 - NO	2 - NO	0 - N/A	0001	16	40	M - MALE	O - ASIAN	38	M - MALE	W - WHITE	Y - YES
201900005473	2	3 - OFFICER ASSAULTED, NO INJURY			99 - OTHER	1 - YES	1 - YES	2 - NO	1 - YES	2 - NO	1	2 - NO	0 - N/A	0 - N/A		7	33	M - MALE	W - WHITE				
201900005947	1	3 - OFFICER ASSAULTED, NO INJURY	4 - ATTEMPTING OTHER ARRESTS	2 - ONE PERSON VEHICLE, ASSISTED	7 - HANDS/ FIST/ FEET	1 - YES	1 - YES	2 - NO	0 - N/A	2 - NO	1	2 - NO	2 - NO	0 - N/A	0001	3	30	M - MALE	W - WHITE	58	F - FEMALE	W - WHITE	Y - YES
201900006051	1	3 - OFFICER ASSAULTED, NO INJURY	1 - RESPONDING TO DISTURBANCE	8 - OTHER, ASSISTED	7 - HANDS/ FIST/ FEET	1 - YES	1 - YES	2 - NO	0 - N/A	2 - NO	1	2 - NO	2 - NO	0 - N/A	0001	19	56	F - FEMALE	W - WHITE	44	F - FEMALE	B - BLACK	N - NO
201900006051	2	3 - OFFICER ASSAULTED, NO INJURY			7 - HANDS/ FIST/ FEET	1 - YES	1 - YES	2 - NO	0 - N/A	2 - NO	2	2 - NO	0 - N/A	0 - N/A		7	33	M - MALE	W - WHITE				
201900006051	3	3 - OFFICER ASSAULTED, NO INJURY			7 - HANDS/ FIST/ FEET	1 - YES	1 - YES	2 - NO	0 - N/A	2 - NO	2	2 - NO	0 - N/A	0 - N/A		5	28	M - MALE	W - WHITE				
201900006051	4	3 - OFFICER ASSAULTED, NO INJURY			7 - HANDS/ FIST/ FEET	1 - YES	1 - YES	2 - NO	0 - N/A	2 - NO	2	2 - NO	0 - N/A	0 - N/A		1	26	M - MALE	B - BLACK				
201900006477	1	3 - OFFICER ASSAULTED, NO INJURY	1 - RESPONDING TO DISTURBANCE	8 - OTHER, ASSISTED	7 - HANDS/ FIST/ FEET	1 - YES	1 - YES	2 - NO	0 - N/A	2 - NO	0	2 - NO	2 - NO	0 - N/A	0001	7	30	M - MALE	W - WHITE	27	F - FEMALE	B - BLACK	Y - YES
201900006477	2	3 - OFFICER ASSAULTED, NO INJURY			7 - HANDS/ FIST/ FEET	1 - YES	1 - YES	2 - NO	0 - N/A	2 - NO	0	2 - NO	0 - N/A	0 - N/A		5	30	F - FEMALE	W - WHITE				
201900006490	1	3 - OFFICER ASSAULTED, NO INJURY	4 - ATTEMPTING OTHER ARRESTS	8 - OTHER, ASSISTED	7 - HANDS/ FIST/ FEET	1 - YES	2 - NO	2 - NO	0 - N/A	2 - NO	3	2 - NO	2 - NO	0 - N/A	000	1	31	M - MALE	W - WHITE	32	F - FEMALE	B - BLACK	Y - YES
201900006541	1	4 - OFFICER ASSAULTED, MINOR INJURY	7 - HANDLING/ TRANSPORTING/ CUSTODY OF PRISONERS	8 - OTHER, ASSISTED	7 - HANDS/ FIST/ FEET	2 - NO	2 - NO	2 - NO	0 - N/A	2 - NO	1	2 - NO	2 - NO	0 - N/A	0001	17	37	M - MALE	B - BLACK	27	M - MALE	B - BLACK	Y - YES

(UNVERIFIED - SUBMITTED DATA FOR REVIEW)

Report Number	Rec Seq Nbr	Incident Type	Officer Activity	Type Assgn.	Weapon Type	Officer Wore Body Armor	Body Armor Prevent Injury	Offender Used Officer's Weapon	Officer Aware Offender Weapon	Firearm Discharge by Offender	Dist. in Feet (est.)	Firearm Discharge by Officer	Offender Injured	Extent of Injury	Time	Officer Exper in Years	Officer			Offender			Cleared
																	Age	Sex	Race	Age	Sex	Race	
201900006541	2	4 - OFFICER ASSAULTED, MINOR INJURY			7 - HANDS/ FIST/ FEET	2 - NO	2 - NO	2 - NO	0 - N/A	2 - NO	1	2 - NO	0 - N/A	0 - N/A		8	33	M - MALE	W - WHITE				
201900006541	3	4 - OFFICER ASSAULTED, MINOR INJURY			7 - HANDS/ FIST/ FEET	2 - NO	2 - NO	2 - NO	0 - N/A	2 - NO	1	2 - NO	0 - N/A	0 - N/A		3	27	M - MALE	W - WHITE				
201900006724	1	3 - OFFICER ASSAULTED, NO INJURY	4 - ATTEMPTING OTHER ARRESTS	2 - ONE PERSON VEHICLE, ASSISTED	7 - HANDS/ FIST/ FEET	1 - YES	2 - NO	8 - UNKNOWN	2 - NO	8 - UNKNOWN	0	8 - UNKNOWN	2 - NO	0 - N/A	0001	3	24	M - MALE	W - WHITE	32	F - FEMALE	W - WHITE	Y - YES
201900006737	1	3 - OFFICER ASSAULTED, NO INJURY	7 - HANDLING/ TRANSPORTING/ CUSTODY OF PRISONERS	8 - OTHER, ASSISTED	7 - HANDS/ FIST/ FEET	2 - NO	2 - NO	2 - NO	0 - N/A	2 - NO	1	2 - NO	2 - NO	0 - N/A	0001	2	29	M - MALE	W - WHITE	19	M - MALE	B - BLACK	N - NO
201900006998	1	3 - OFFICER ASSAULTED, NO INJURY	1 - RESPONDING TO DISTURBANCE	8 - OTHER, ASSISTED	7 - HANDS/ FIST/ FEET	1 - YES	2 - NO	8 - UNKNOWN	0 - N/A	8 - UNKNOWN	0	2 - NO	2 - NO	0 - N/A	000	11	51	M - MALE	W - WHITE	12	F - FEMALE	B - BLACK	Y - YES
201900007509	1	4 - OFFICER ASSAULTED, MINOR INJURY	5 - CIVIL DISORDER	8 - OTHER, ASSISTED	7 - HANDS/ FIST/ FEET	1 - YES	2 - NO	2 - NO	2 - NO	2 - NO	1	2 - NO	2 - NO	0 - N/A	000	19	44	M - MALE	W - WHITE	37	M - MALE	W - WHITE	Y - YES
201900007509	2	4 - OFFICER ASSAULTED, MINOR INJURY			7 - HANDS/ FIST/ FEET	1 - YES	2 - NO	2 - NO	2 - NO	2 - NO	1	2 - NO	0 - N/A	0 - N/A		2	38	M - MALE	W - WHITE				
201900007699	1	3 - OFFICER ASSAULTED, NO INJURY	1 - RESPONDING TO DISTURBANCE	2 - ONE PERSON VEHICLE, ASSISTED	7 - HANDS/ FIST/ FEET	1 - YES	2 - NO	2 - NO	0 - N/A	2 - NO	1	2 - NO	2 - NO	0 - N/A	000	4	23	F - FEMALE	W - WHITE	29	F - FEMALE	B - BLACK	Y - YES
201900008131	1	4 - OFFICER ASSAULTED, MINOR INJURY	4 - ATTEMPTING OTHER ARRESTS	8 - OTHER, ASSISTED	7 - HANDS/ FIST/ FEET	1 - YES	1 - YES	2 - NO	2 - NO	2 - NO	1	2 - NO	2 - NO	0 - N/A	000	14	52	M - MALE	W - WHITE	45	M - MALE	B - BLACK	Y - YES
201900008131	2	3 - OFFICER ASSAULTED, NO INJURY			7 - HANDS/ FIST/ FEET	1 - YES	1 - YES	2 - NO	2 - NO	2 - NO	2	2 - NO	0 - N/A	0 - N/A		4	34	M - MALE	W - WHITE				
201900008172	1	3 - OFFICER ASSAULTED, NO INJURY	4 - ATTEMPTING OTHER ARRESTS	7 - OTHER, ALONE	7 - HANDS/ FIST/ FEET	1 - YES	2 - NO	2 - NO	0 - N/A	2 - NO	1	2 - NO	2 - NO	0 - N/A	000	24	46	M - MALE	W - WHITE	17	M - MALE	B - BLACK	Y - YES
201900008294	1	3 - OFFICER ASSAULTED, NO INJURY	6 - DOMESTIC DISTURBANCE	1 - ONE PERSON VEHICLE, ALONE	5 - KNIFE/ CUTTING INSTR	1 - YES	2 - NO	2 - NO	1 - YES	2 - NO	15	2 - NO	2 - NO	0 - N/A	0001	4	48	F - FEMALE	W - WHITE	41	M - MALE	W - WHITE	Y - YES
201900008415	1	4 - OFFICER ASSAULTED, MINOR INJURY	7 - HANDLING/ TRANSPORTING/ CUSTODY OF PRISONERS	8 - OTHER, ASSISTED	7 - HANDS/ FIST/ FEET	2 - NO	2 - NO	2 - NO	0 - N/A	2 - NO	1	8 - UNKNOWN	2 - NO	0 - N/A	0001	3	27	M - MALE	W - WHITE	29	M - MALE	B - BLACK	Y - YES

(UNVERIFIED - SUBMITTED DATA FOR REVIEW)

Report Number	Rec Seq Nbr	Incident Type	Officer Activity	Type Assgn.	Weapon Type	Officer Wore Body Armor	Body Armor Prevent Injury	Offender Used Officer's Weapon	Officer Aware Offender Weapon	Firearm Discharge by Offender	Dist. in Feet (est.)	Firearm Discharge by Officer	Offender Injured	Extent of Injury	Time	Officer Exper in Years	Officer			Offender			Cleared
																	Age	Sex	Race	Age	Sex	Race	
201900009308	1	4 - OFFICER ASSAULTED, MINOR INJURY	1 - RESPONDING TO DISTURBANCE	1 - ONE PERSON VEHICLE, ALONE	7 - HANDS/ FIST/ FEET	1 - YES	2 - NO	2 - NO	0 - N/A	2 - NO	1	2 - NO	1 - YES	1 - MINOR	000	6	31	M - MALE	W - WHITE	48	M - MALE	W - WHITE	Y - YES
201900009373	1	3 - OFFICER ASSAULTED, NO INJURY	1 - RESPONDING TO DISTURBANCE	1 - ONE PERSON VEHICLE, ALONE	7 - HANDS/ FIST/ FEET	1 - YES	2 - NO	2 - NO	0 - N/A	2 - NO	1	2 - NO	2 - NO	0 - N/A	0001	35	60	M - MALE	W - WHITE	16	F - FEMALE	W - WHITE	Y - YES



**Uniform Crime Reports - Supplemental Homicide Report**  
**Seminole County Sheriff's Office**  
**January - December 2019**  
 (UNVERIFIED - SUBMITTED DATA FOR REVIEW)

Report Number	Record Seq Nbr	Report Date	Victim			Offender			Situation Code	Victim Relationship	Weapon Type	Circumstance Code	Justifiable Circumstance	Justifiable Code
			Age	Sex	Race	Age	Sex	Race						
201900000740	1	1/25/2019	31	M-MALE	W-WHITE	29	M-MALE	W-WHITE	D-MULTIPLE VICTIMS / SINGLE OFFENDER	B-SIBLING	4-FIREARM	U-UNKNOWN	1-NOT APPLICABLE	1-NOT APPLICABLE
201900000740	2		61	F-FEMALE	W-WHITE					P-PARENT	4-FIREARM		1-NOT APPLICABLE	1-NOT APPLICABLE
201900000740	3		59	M-MALE	W-WHITE					P-PARENT	4-FIREARM		1-NOT APPLICABLE	1-NOT APPLICABLE
201900007048	1	9/14/2019	29	M-MALE	B-BLACK	49	M-MALE	W-WHITE	C-SINGLE VICTIM / UNKNOWN OFFENDER(S)	U-UNKNOWN	5-KNIFE/CUTTING INSTR	U-UNKNOWN	1-NOT APPLICABLE	1-NOT APPLICABLE

**Uniform Crime Reports - Human Trafficking**  
**Seminole County Sheriff's Office**  
**January - December 2019**  
 (UNVERIFIED - SUBMITTED DATA FOR REVIEW)

Report Number	Record Seq Nbr	Incident Date	Victim					Classification	Cleared By	Offense Status	Offender				
			Age	Sex	Race	Country	State				Age	Sex	Race	Country	State
201900001813	1	2/28/2019	19	F-FEMALE	B-BLACK	US-UNITED STATES OF AMERICA	FL-FLORIDA	A-COMMERCIAL SEX ACTS	E-EXCEPTION	F-FOUNDED	UK	M-MALE	U-UNKNOWN	UW-UNKNOWN	
201900003737	1	5/9/2019	14	F-FEMALE	B-BLACK	US-UNITED STATES OF AMERICA	FL-FLORIDA	A-COMMERCIAL SEX ACTS	E-EXCEPTION	F-FOUNDED	36	F-FEMALE	W-WHITE	UW-UNKNOWN	
201900003737	2	5/9/2019						A-COMMERCIAL SEX ACTS	E-EXCEPTION	F-FOUNDED	37	M-MALE	B-BLACK	US-UNITED STATES OF AMERICA	FL-FLORIDA






# UCR Verification Packet - Seminole County Sheriff's Office 2019A

Final Audit Report

2020-02-11

Created:	2020-02-07
By:	Ina Hawkins (inahawkins@fdle.state.fl.us)
Status:	Signed
Transaction ID:	CBJCHBCAABAAAIxIgLajepzEDI2CE88rA5mSZFduP7ih

## "UCR Verification Packet - Seminole County Sheriff's Office 2019A" History

-  Document created by Ina Hawkins (inahawkins@fdle.state.fl.us)  
2020-02-07 - 8:59:04 PM GMT- IP address: 164.51.230.20
-  Document emailed to Dennis M. Lemma (vjones@seminolesheriff.org) for signature  
2020-02-07 - 8:59:55 PM GMT
-  Email viewed by Dennis M. Lemma (vjones@seminolesheriff.org)  
2020-02-11 - 6:39:19 PM GMT- IP address: 66.162.162.80
-  Document e-signed by Dennis M. Lemma (vjones@seminolesheriff.org)  
Signature Date: 2020-02-11 - 10:14:17 PM GMT - Time Source: server- IP address: 66.162.162.80
-  Signed document emailed to Dennis M. Lemma (vjones@seminolesheriff.org) and Ina Hawkins (inahawkins@fdle.state.fl.us)  
2020-02-11 - 10:14:17 PM GMT